

## Pack for in/out/on/off/above/below/between



**This pack should only be used under the guidance of a Speech and Language Therapist**

Original concepts by Speech and Language Therapists in Hull and East Riding  
Updated by Rona Gaffney 2015



Name: \_\_\_\_\_ D.O.B: \_\_\_\_\_

School: \_\_\_\_\_

Overall aim(s)	Where am I now?	What will I achieve?	Outcome	Actual Outcome
To help the child improve their expressive and receptive language skills to their full potential	The child is not using the position words on/off/in/out/above/below/between correctly or using them at all	<p>The child will be able to understand and use 'on/off' 80% of the time during structured therapy activities</p> <p>The child will be able to understand and use 'in/out' 80% of the time during structured therapy activities</p> <p>The child will be able to understand and use 'above/below' 80% of the time during structured therapy activities</p> <p>The child will be able to understand and use 'between' 80% of the time during structured therapy activities</p>		
Therapy package: Targets will be reviewed as agreed with the speech and language therapist	Timescale: As agreed with the speech and language therapist	Factors contributing to outcome: Commitment from adults working with the child and regularity of practice.		

Please work through the following activities. If you have any questions or feel that the targets have been achieved, please contact the speech and language therapist



## Above and Below Lotto Game

Cut out the small pictures, shuffle them and place them face down on the table. Ask the child to choose a lotto board and then take turns to pick up a small picture describe it. If it is on your board, place the picture on it, if not return it to the bottom of the pile.

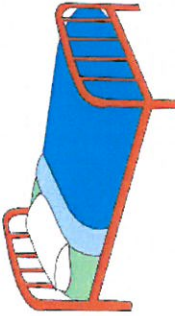

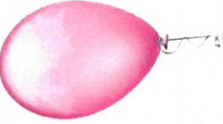
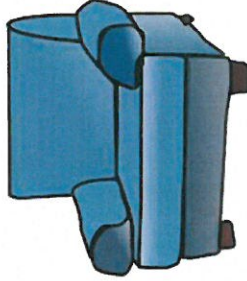


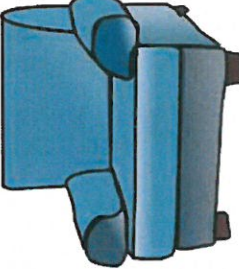

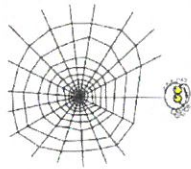



The first person to complete their lotto board is the winner.

Updated by Rona Gaffney 2015





# Lotto Board


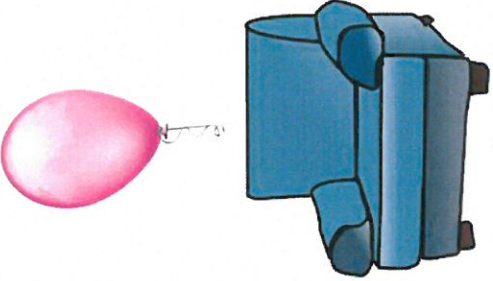




 	 	 	 
 	 		

Created by: Rona Gaffney 2015










Created by: Rona Gaffney 2015






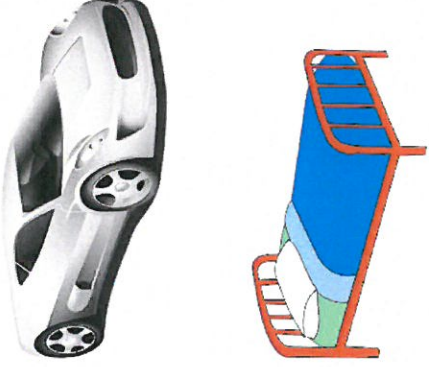

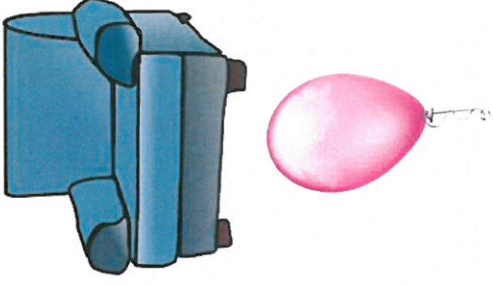
# Lotto Board



Created by: Rona Gaffney 2015





Created by: Rona Gaffney 2015



## On-Off Pictures

1. Cat on/off the wall.
2. Girl on/off the bus.
3. Bird on/off the grass.
4. Hat on/off the girl's head.
5. Umbrella on/off the peg.
6. Ball on/off the bed.
7. Cushion on/off the chair.
8. Cup on/off the table.
9. Dog on/off the lead.
10. Shorts on/off the line.

Original Concept by Karen Stockman and Joanne Leighton  
Updated by Rona Gaffney 2015











Improving Health  
and Wellbeing



Humber  
NHS Foundation Trust

Original Concept by Karen Stockman and Joanne Leighton  
Updated by Rona Gaffney 2015

© Speech & Language Therapy, Humber NHS Foundation Trust






Improving Health  
and Wellbeing







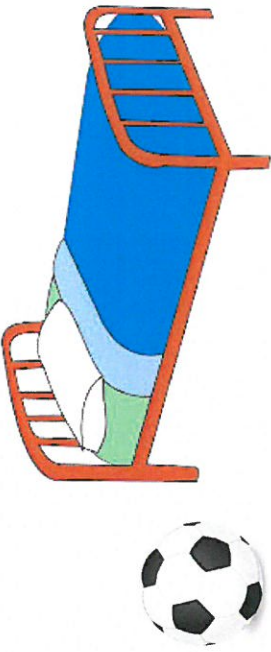
Humber  
NHS Foundation Trust



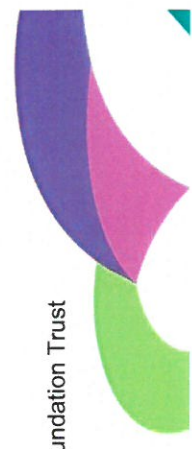
Original Concept by Karen Stockman and Joanne Leighton  
Updated by Rona Gaffney 2015

© Speech & Language Therapy, Humber NHS Foundation Trust



Original Concept by Karen Stockman and Joanne Leighton  
Updated by Rona Gaffney 2015



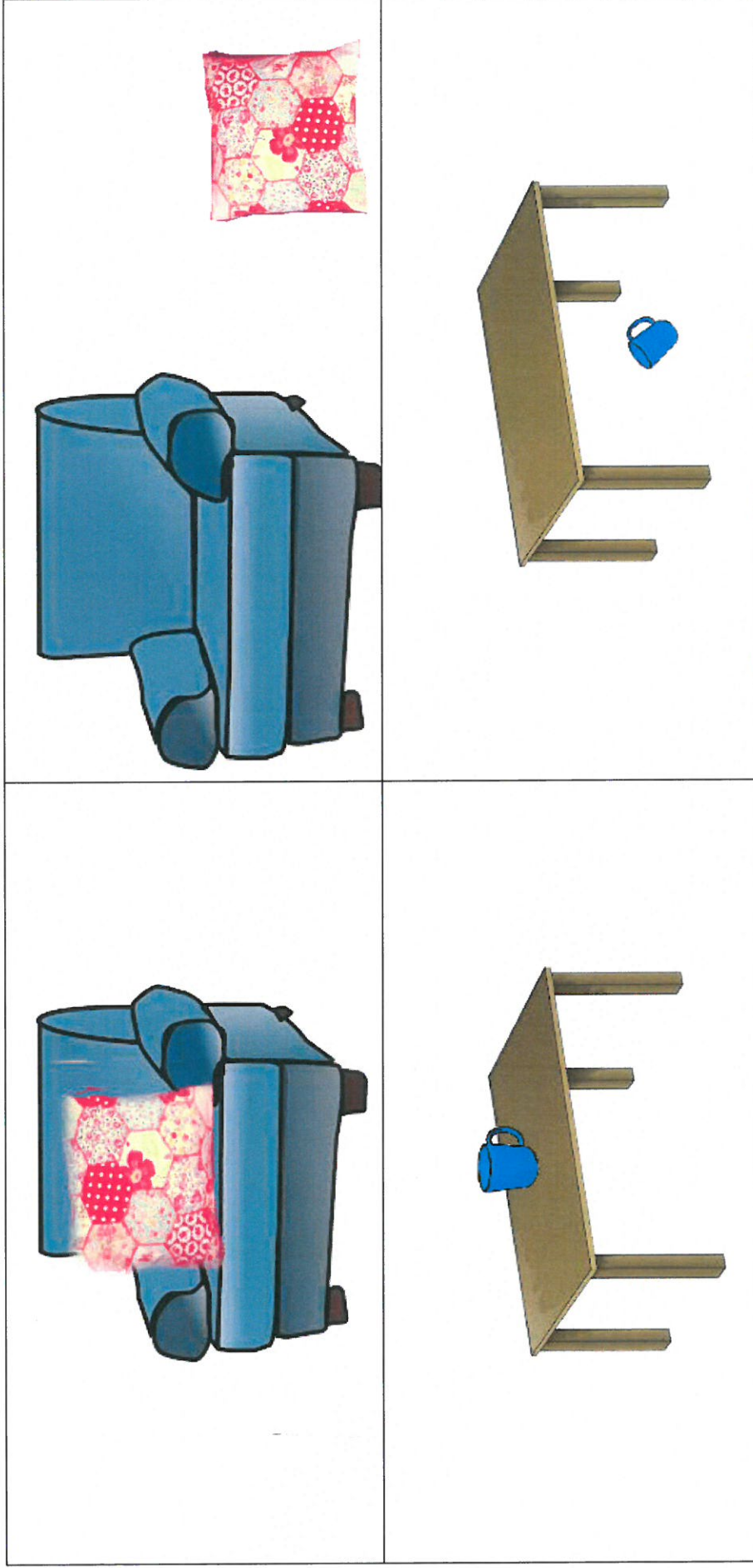




Improving Health  
and Wellbeing




Humber  
NHS Foundation Trust



Original Concept by Karen Stockman and Joanne Leighton  
Updated by Rona Gaffney 2015

© Speech & Language Therapy, Humber NHS Foundation Trust

[www.humber.nhs.uk](http://www.humber.nhs.uk)









Improving Health  
and Wellbeing




Humber  
NHS Foundation Trust



Original Concept by Karen Stockman and Joanne Leighton  
Updated by Rona Gaffney 2015

© Speech & Language Therapy, Humber NHS Foundation Trust

[www.humber.nhs.uk](http://www.humber.nhs.uk)



## In and Out Pictures

1. The boy is in the bus.  
The boy is out of the bus.
2. The boy is in the bed.  
The boy is out of the bed.
3. The cat is in the house.  
The cat is out of the house.
4. The teddy is in the box.  
The teddy is out of the box.
5. The cat is in the tree.  
The cat is out of the tree.

Original Concept by Karen Stockman  
Updated by Rona Gaffney 2015

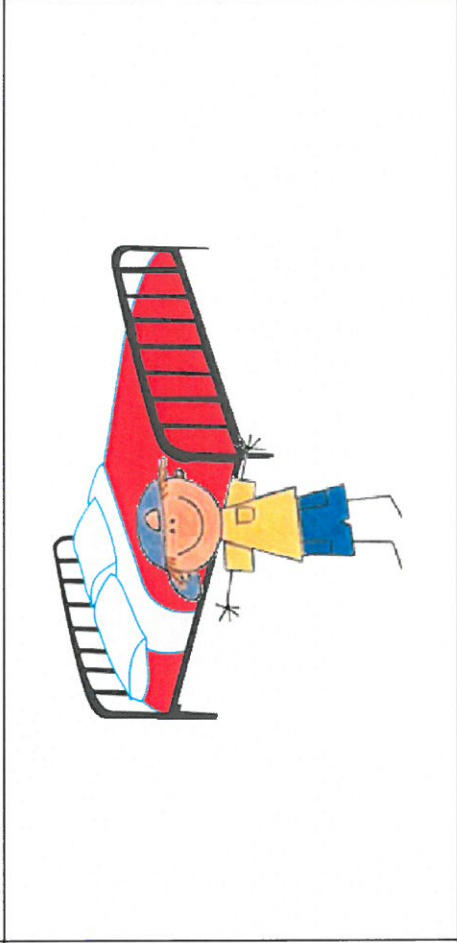
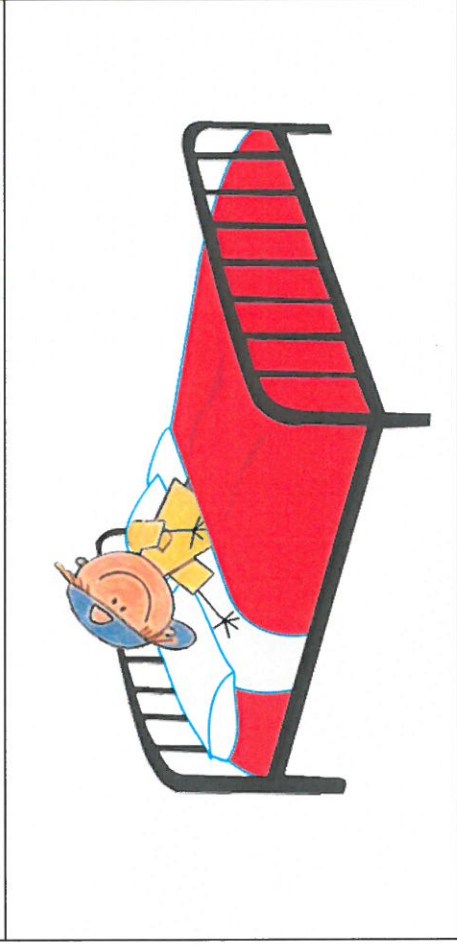






Improving Health  
and Wellbeing



Humber  
NHS Foundation Trust



Original Concept by Karen Stockman  
Updated by Rona Gaffney 2015

© Speech & Language Therapy, Humber NHS Foundation Trust




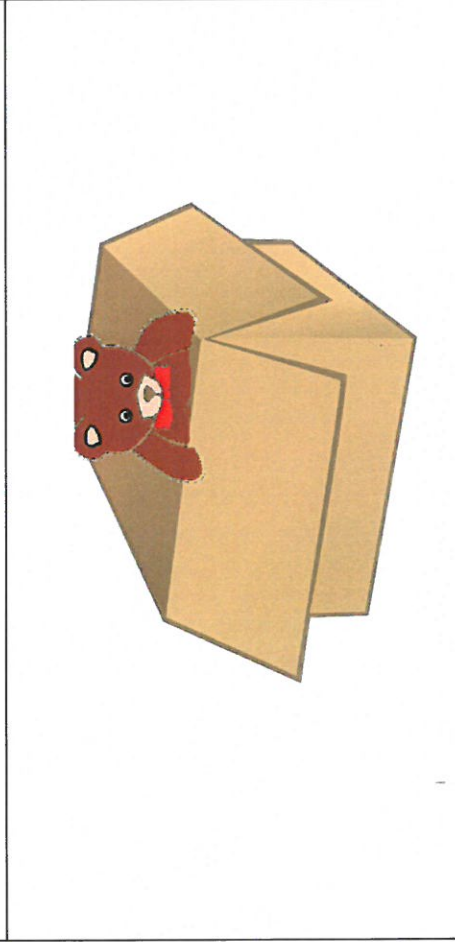





Improving Health  
and Wellbeing




Humber  
NHS Foundation Trust



Original Concept by Karen Stockman  
Updated by Rona Gaffney 2015

© Speech & Language Therapy, Humber NHS Foundation Trust

[www.humber.nhs.uk](http://www.humber.nhs.uk)









Improving Health  
and Wellbeing



Humber  
NHS Foundation Trust



Original Concept by Karen Stockman  
Updated by Rona Gaffney 2015

© Speech & Language Therapy, Humber NHS Foundation Trust

[www.humber.nhs.uk](http://www.humber.nhs.uk)



## Above and Below Pictures

1. The light is below the shelf.  
The light is above the shelf.
2. The hand print is below the picture.  
The handprint is above the picture.
3. The helicopter is flying above the clouds.  
The helicopter is flying below the clouds.
4. The cheese is above the milk.  
The milk is below the cheese.
5. The bird is above the nest.  
The bird is below the nest.
6. The fish is swimming below the diver.  
The fish is swimming above the diver.

Original Concept by H Jones and R Templeman  
Updated by Rona Gaffney 2015









Improving Health  
and Wellbeing



Humber  
NHS Foundation Trust

Original Concept by H Jones and R Templeman  
Updated by Rona Gaffney 2015

© Speech & Language Therapy, Humber NHS Foundation Trust

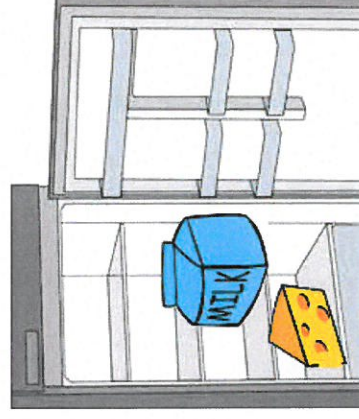

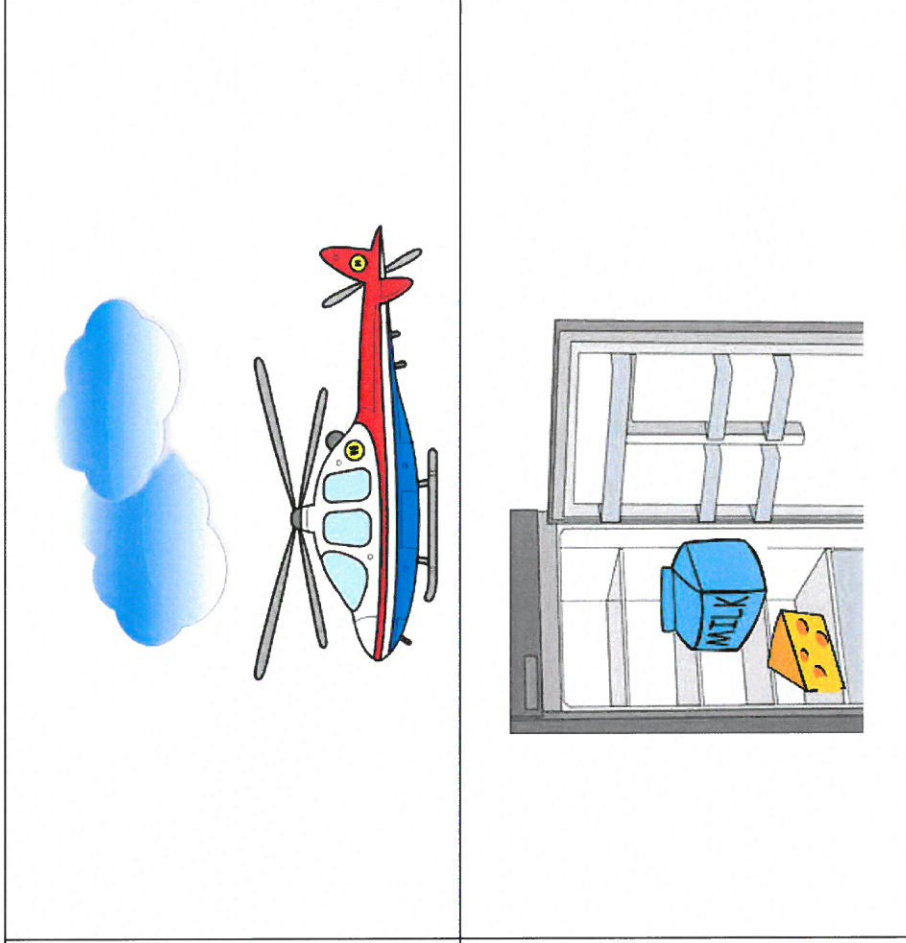
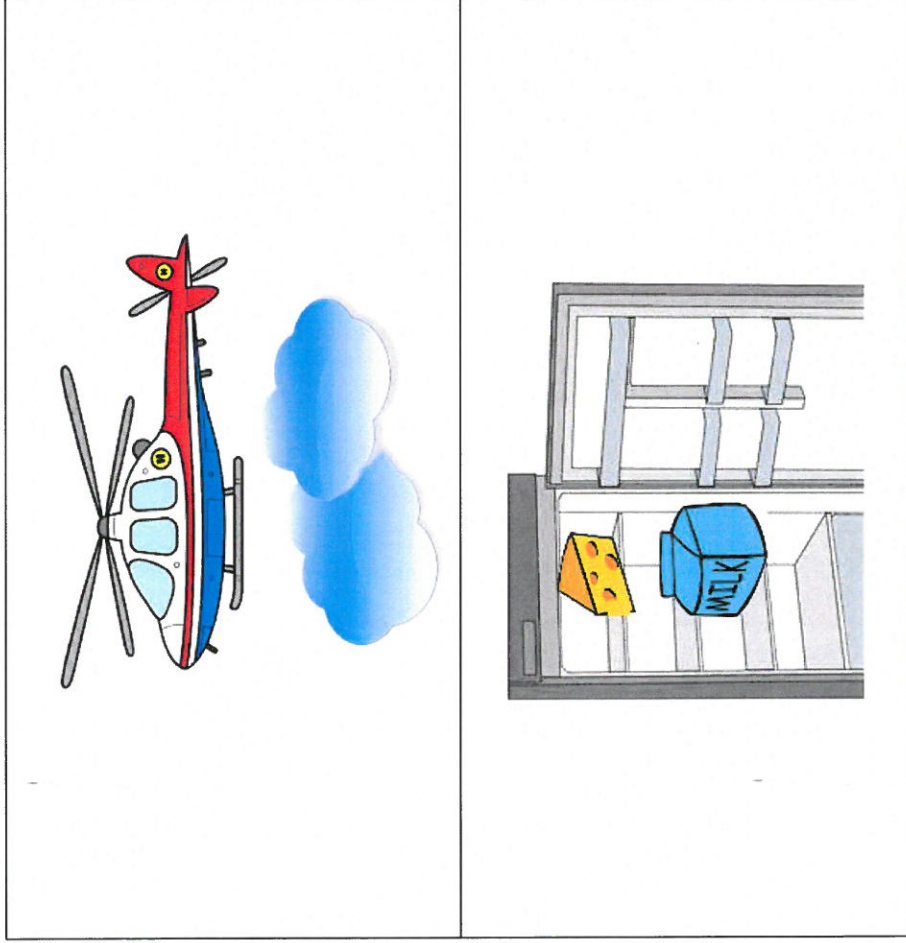




Improving Health  
and Wellbeing



Humber  
NHS Foundation Trust



Original Concept by H Jones and R Templeman  
Updated by Rona Gaffney 2015

© Speech & Language Therapy, Humber NHS Foundation Trust

[www.humber.nhs.uk](http://www.humber.nhs.uk)








Improving Health  
and Wellbeing



Humber  
NHS Foundation Trust



Original Concept by H Jones and R Templeman  
Updated by Rona Gaffney 2015

© Speech & Language Therapy, Humber NHS Foundation Trust

[www.humber.nhs.uk](http://www.humber.nhs.uk)



## Pairs Game

Cut out all the pictures.

Shuffle them and place them face down on the table. Take turns to pick up two pictures and see if they are the same. If they are, keep the pictures. If they are not, place them back on the table. Continue until all the cards have been matched. The winner is the player with the most cards.

Created by Rona Gaffney 2015



